

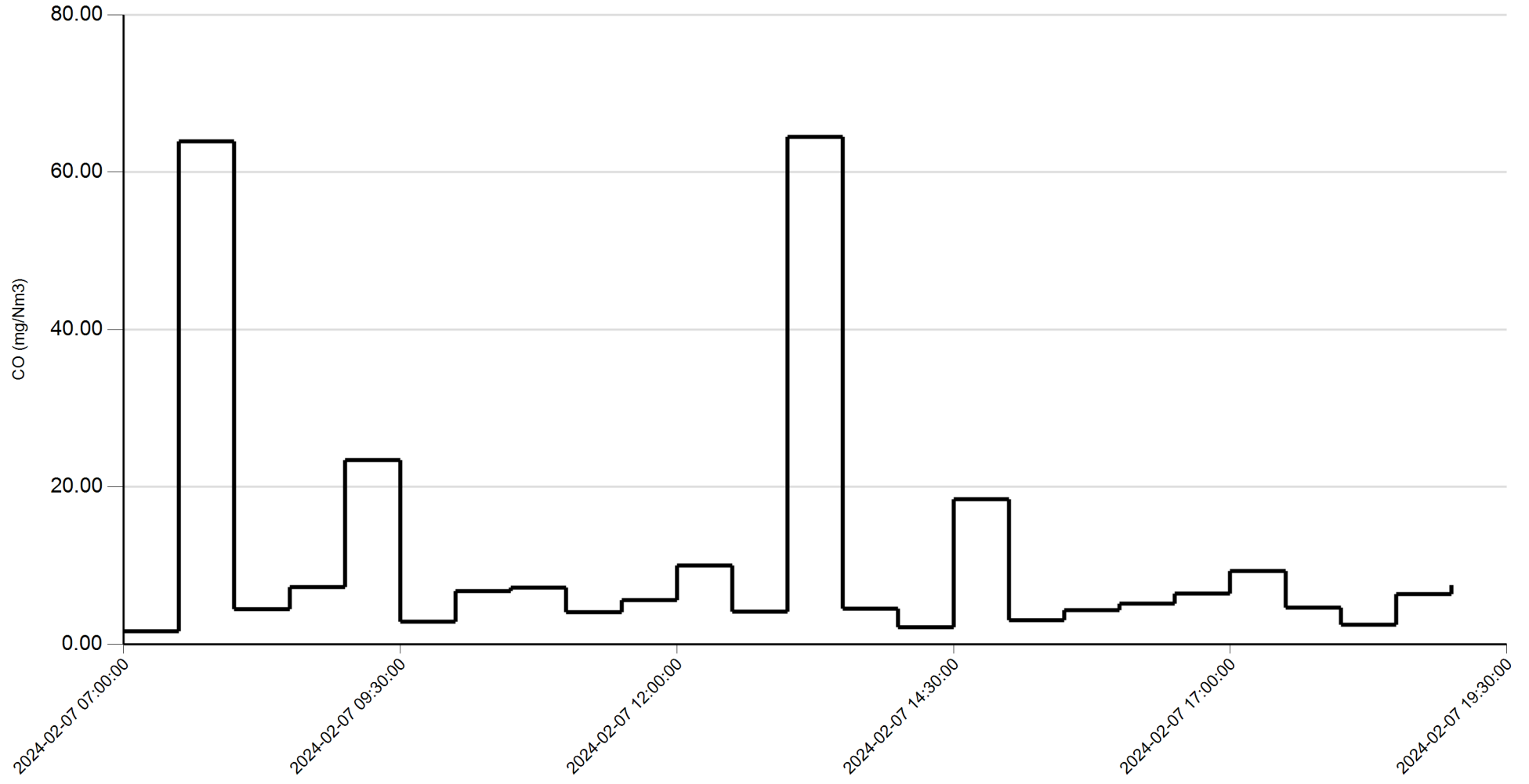
Raport medii 30 min validate, corectate cu umiditatea si oxigenul de referinta (11%) in perioada

2024-02-07 07:00:00 AM - 2024-02-07 08:00:00 PM

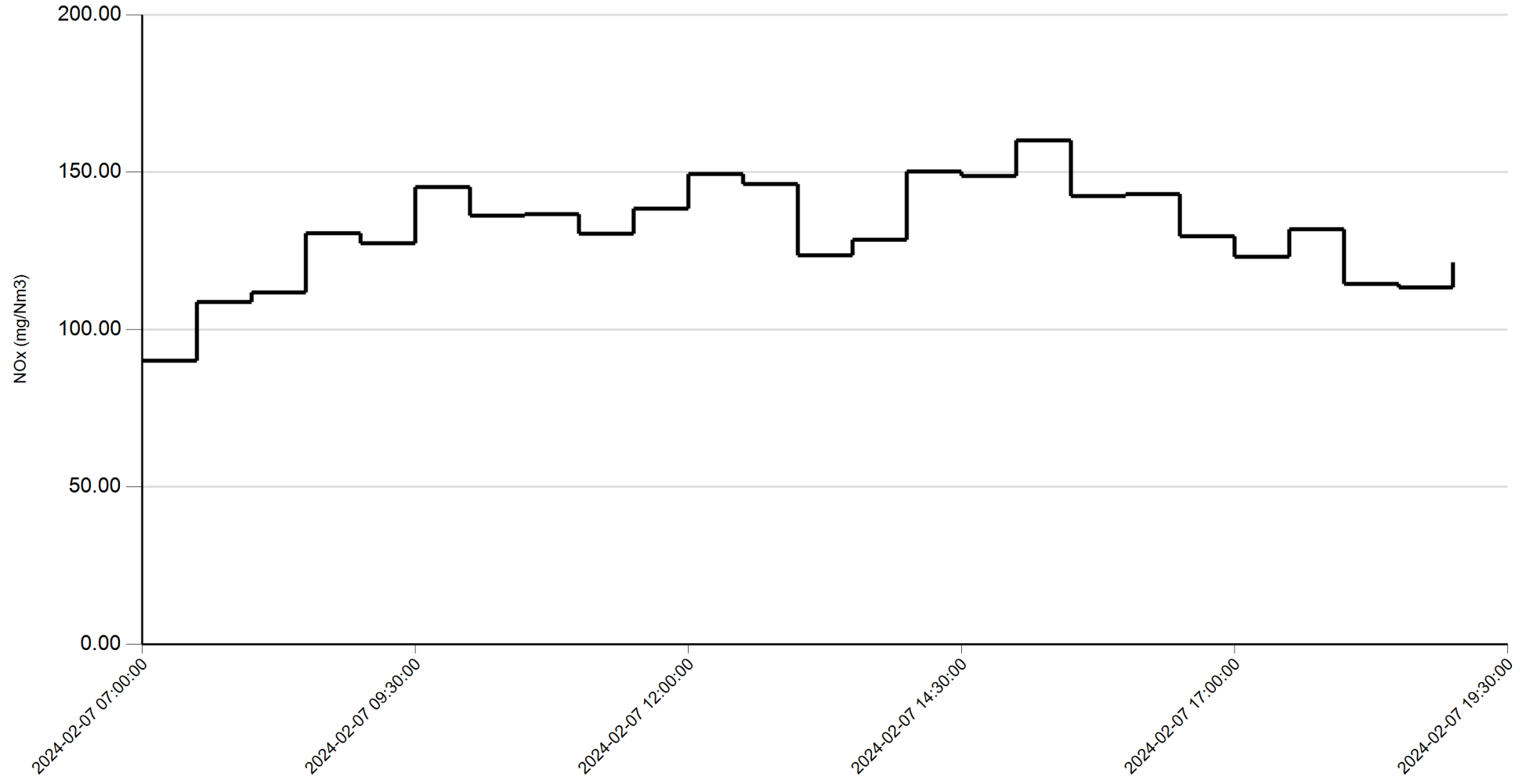
DataOra	CO (mg/Nm3)	NOx (mg/Nm3)	SO2 (mg/Nm3)	HCl (mg/Nm3)	HF (mg/Nm3)	TOC (mg/Nm3)	Pulberi (mg/Nm3)	O2 (%)	Inc_1-T1 (grd.C)	Inc_1-T2 (grd.C)	Inc_2-T1 (grd.C)	Inc_2-T2 (grd.C)	Linia1- Pennram	Linia2- Michaelis	pH1	pH2
2024-02-07 07:00:00	1.64	90.11	1.49	0.18	0.12	1.91	0.37	11.76	1192.60	1089.56	0.00	0.00	1.0	0.0	9.60	0.00
2024-02-07 07:30:00	63.87	108.78	23.74	0.33	0.04	7.49	0.41	12.30	1178.42	1099.51	0.00	0.00	1.0	0.0	9.69	0.00
2024-02-07 08:00:00	4.49	111.71	0.04	0.22	0.00	1.60	0.40	11.98	1213.27	1100.00	0.00	0.00	1.0	0.0	9.69	0.00
2024-02-07 08:30:00	7.25	130.60	0.07	0.18	0.00	1.67	0.42	12.13	1203.89	1101.51	0.00	0.00	1.0	0.0	9.68	0.00
2024-02-07 09:00:00	23.41	127.45	0.00	0.19	0.01	1.69	0.40	12.03	1207.07	1120.63	0.00	0.00	1.0	0.0	9.69	0.00
2024-02-07 09:30:00	2.86	145.31	0.02	0.36	0.00	1.63	0.43	12.37	1159.29	1111.53	0.00	0.00	1.0	0.0	9.69	0.00
2024-02-07 10:00:00	6.75	136.16	0.05	0.13	0.00	1.64	0.43	12.62	1067.73	1104.35	0.00	0.00	1.0	0.0	9.69	0.00
2024-02-07 10:30:00	7.21	136.57	0.02	0.23	0.00	1.55	0.45	12.40	1053.71	1102.03	0.00	0.00	1.0	0.0	9.68	0.00
2024-02-07 11:00:00	4.10	130.48	0.01	0.09	0.00	1.44	0.43	12.07	1149.06	1112.03	0.00	0.00	1.0	0.0	9.68	0.00
2024-02-07 11:30:00	5.62	138.32	0.00	0.09	0.00	1.41	0.45	12.10	1162.18	1114.13	0.00	0.00	1.0	0.0	9.69	0.00
2024-02-07 12:00:00	9.99	149.37	0.03	0.05	0.00	1.42	0.46	12.06	1169.98	1116.24	0.00	0.00	1.0	0.0	9.68	0.00
2024-02-07 12:30:00	4.14	146.25	0.02	0.09	0.00	1.48	0.49	12.29	1138.79	1104.32	0.00	0.00	1.0	0.0	9.69	0.00
2024-02-07 13:00:00	64.46	123.50	0.00	0.05	0.00	3.40	0.50	12.32	1163.37	1103.22	0.00	0.00	1.0	0.0	9.69	0.00
2024-02-07 13:30:00	4.55	128.48	0.01	0.16	0.00	1.43	0.47	12.25	1154.73	1099.59	0.00	0.00	1.0	0.0	9.69	0.00
2024-02-07 14:00:00	2.14	150.15	0.01	0.49	0.00	1.43	0.50	12.13	1139.11	1112.88	0.00	0.00	1.0	0.0	9.70	0.00
2024-02-07 14:30:00	18.44	148.67	0.01	0.29	0.01	1.43	0.53	12.22	1148.42	1110.74	0.00	0.00	1.0	0.0	9.70	0.00
2024-02-07 15:00:00	3.05	160.12	0.01	0.46	0.00	1.44	0.56	12.33	1120.95	1083.61	0.00	0.00	1.0	0.0	9.61	0.00
2024-02-07 15:30:00	4.36	142.38	0.07	0.41	0.00	1.41	0.50	12.31	1099.90	1088.26	0.00	0.00	1.0	0.0	9.71	0.00
2024-02-07 16:00:00	5.18	143.00	0.00	0.33	0.00	1.40	0.49	12.18	1110.59	1098.43	0.00	0.00	1.0	0.0	9.71	0.00
2024-02-07 16:30:00	6.45	129.68	0.04	0.45	0.00	1.37	0.48	12.21	1136.29	1093.81	0.00	0.00	1.0	0.0	9.71	0.00
2024-02-07 17:00:00	9.30	123.01	0.01	0.39	0.00	1.41	0.54	12.29	1137.28	1095.68	0.00	0.00	1.0	0.0	9.72	0.00

DataOra	CO (mg/Nm3)	NOx (mg/Nm3)	SO2 (mg/Nm3)	HCl (mg/Nm3)	HF (mg/Nm3)	TOC (mg/Nm3)	Pulberi (mg/Nm3)	O2 (%)	Inc_1-T1 (grd.C)	Inc_1-T2 (grd.C)	Inc_2-T1 (grd.C)	Inc_2-T2 (grd.C)	Linia1- Pennram	Linia2- Michaelis	pH1	pH2
2024-02-07 17:30:00	4.65	131.77	0.03	0.45	0.00	1.42	0.54	12.48	1133.42	1088.34	0.00	0.00	1.0	0.0	9.72	0.00
2024-02-07 18:00:00	2.47	114.43	0.01	0.19	0.00	1.43	0.56	12.30	1120.84	1088.12	0.00	0.00	1.0	0.0	9.73	0.00
2024-02-07 18:30:00	6.36	113.34	0.01	0.03	0.00	1.40	0.49	12.18	1143.52	1090.03	0.00	0.00	1.0	0.0	9.73	0.00
2024-02-07 19:00:00	7.54	121.39	0.04	0.13	0.00	4.23	0.56	12.34	1090.97	1095.10	0.00	0.00	1.0	0.0	9.74	0.00
2024-02-07 19:30:00	<i>Invalid</i>	<i>Invalid</i>	<i>Invalid</i>	<i>Invalid</i>	<i>Invalid</i>	<i>Invalid</i>	<i>Invalid</i>	<i>Invalid</i>	<i>Invalid</i>	<i>Invalid</i>	<i>Invalid</i>	<i>Invalid</i>	1.0	0.0	<i>Invalid</i>	<i>Invalid</i>
Medie	11.21	131.24	1.03	0.24	0.01	1.93	0.47	12.23	1143.82	1100.95	0.00	0.00			9.69	0.00

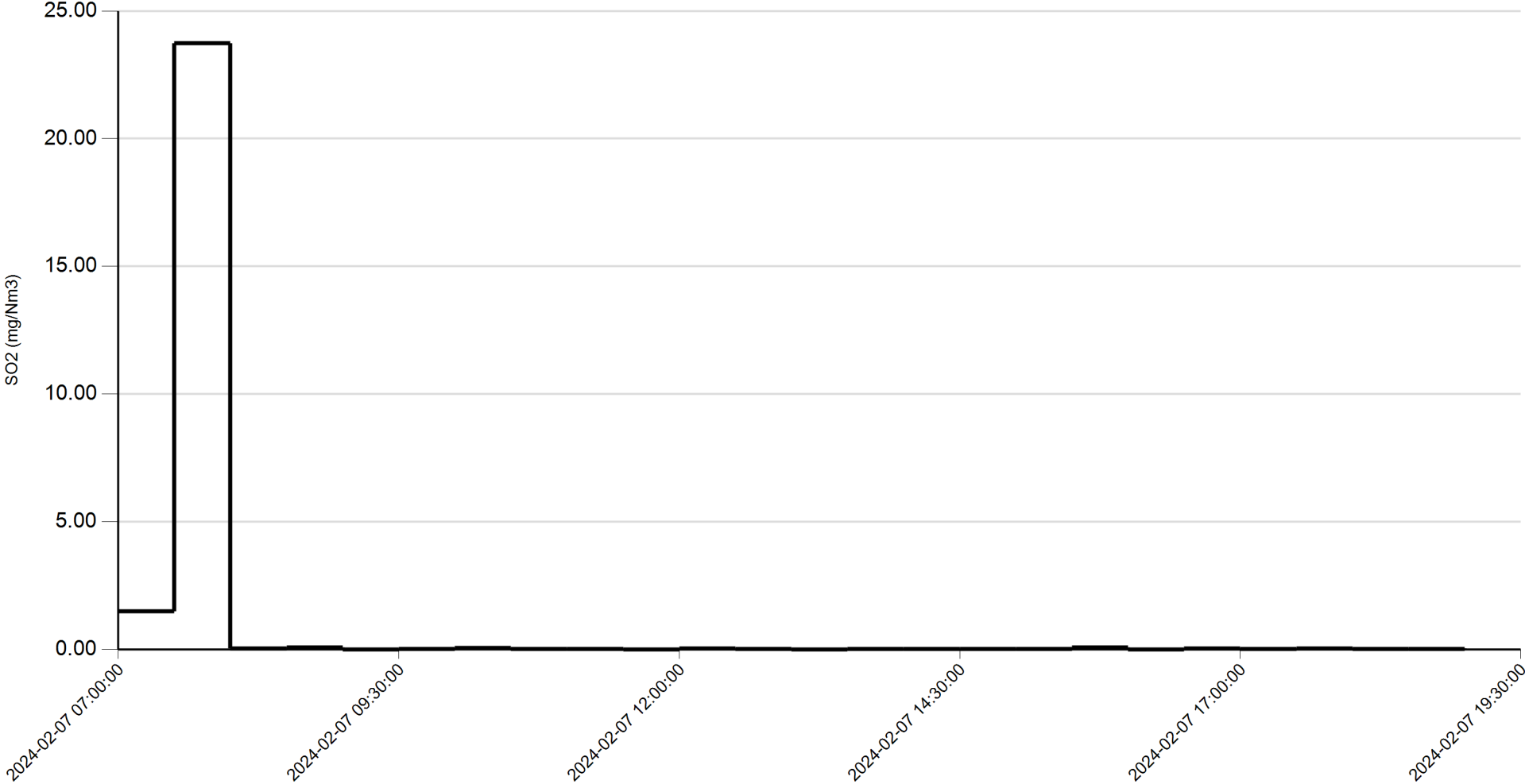
Grafic evolutie medii la minut pentru CO (mg/Nm3)



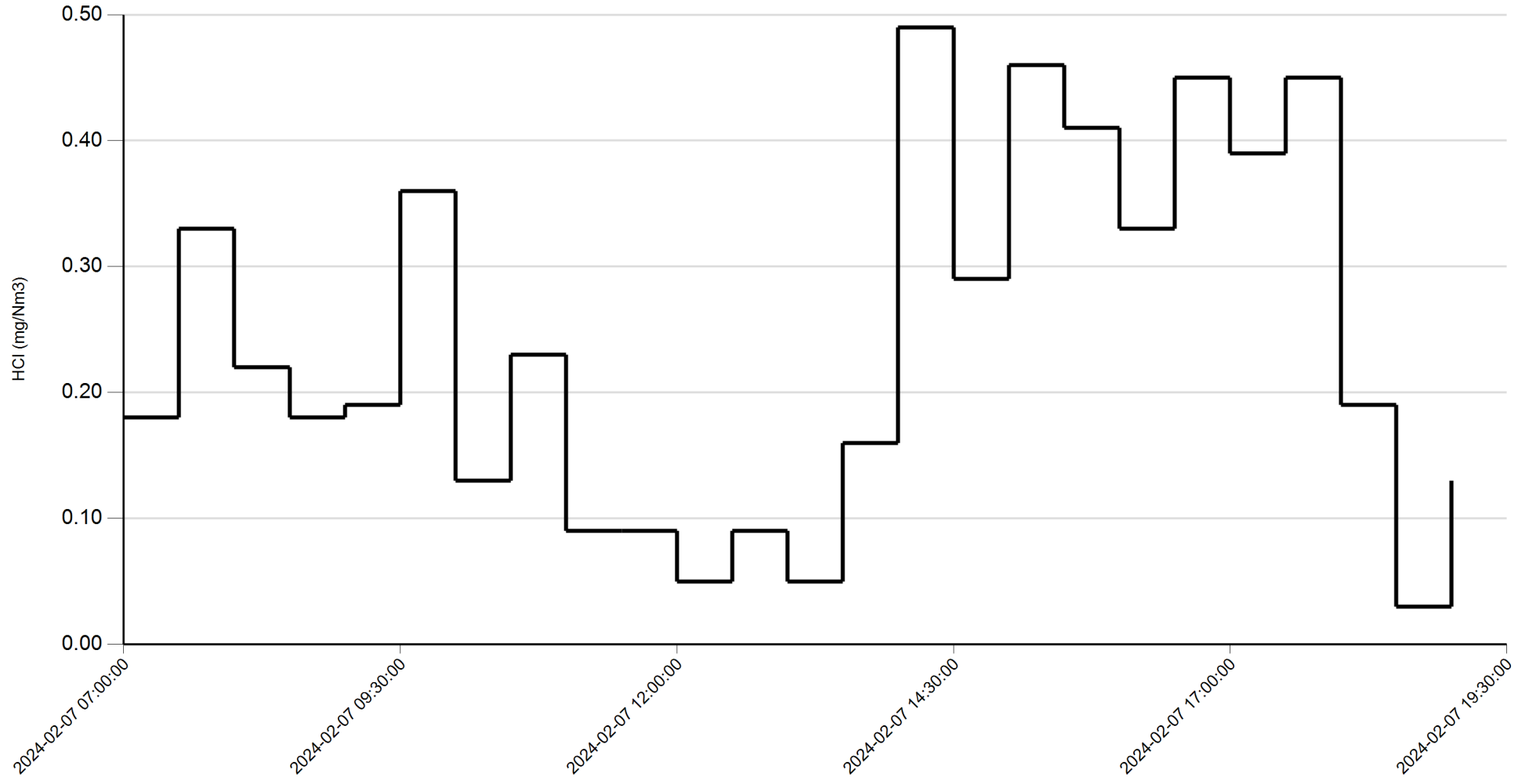
Grafic evolutie medii la minut pentru NOx (mg/Nm3)



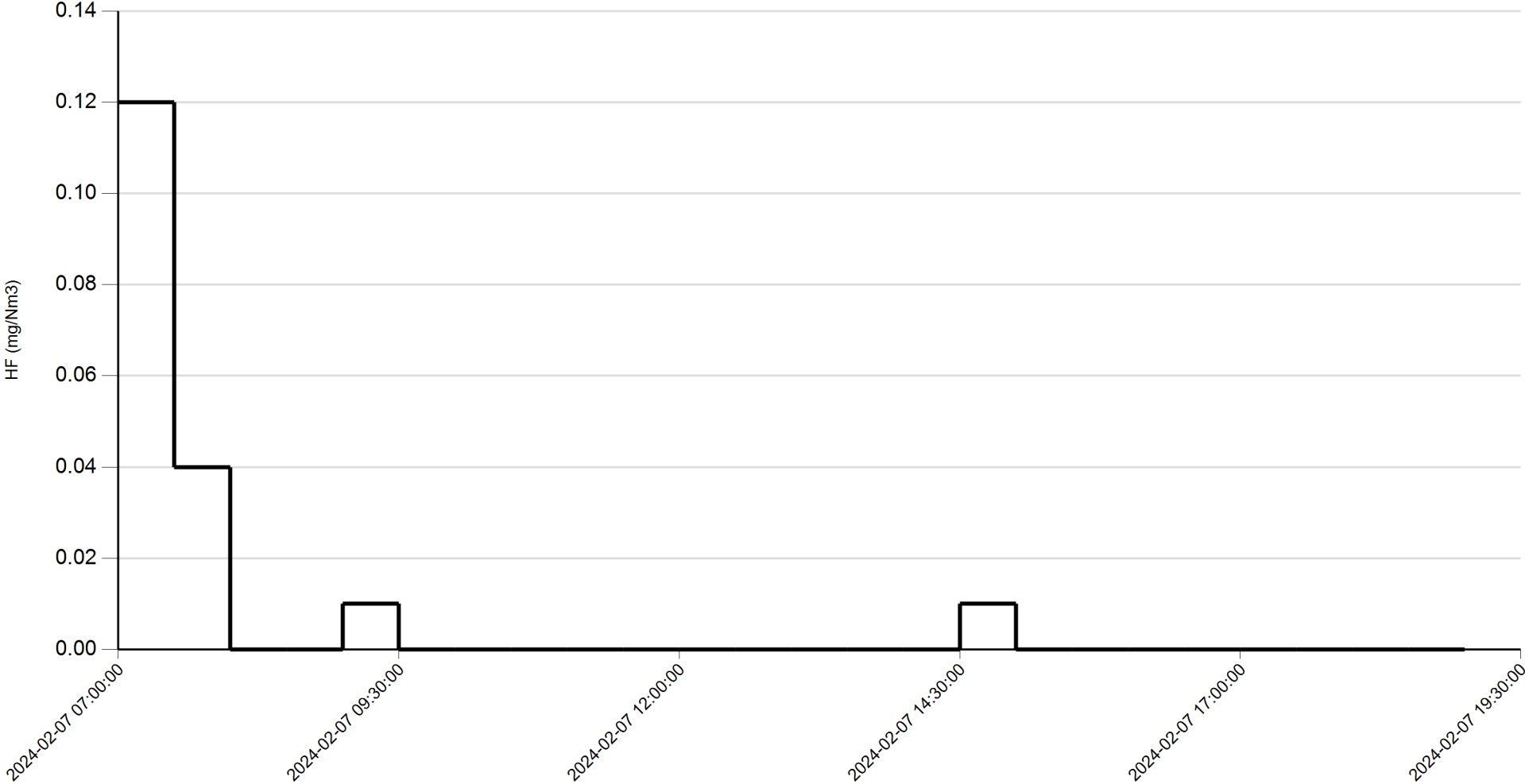
Grafic evolutie medii la minut pentru SO2 (mg/Nm3)



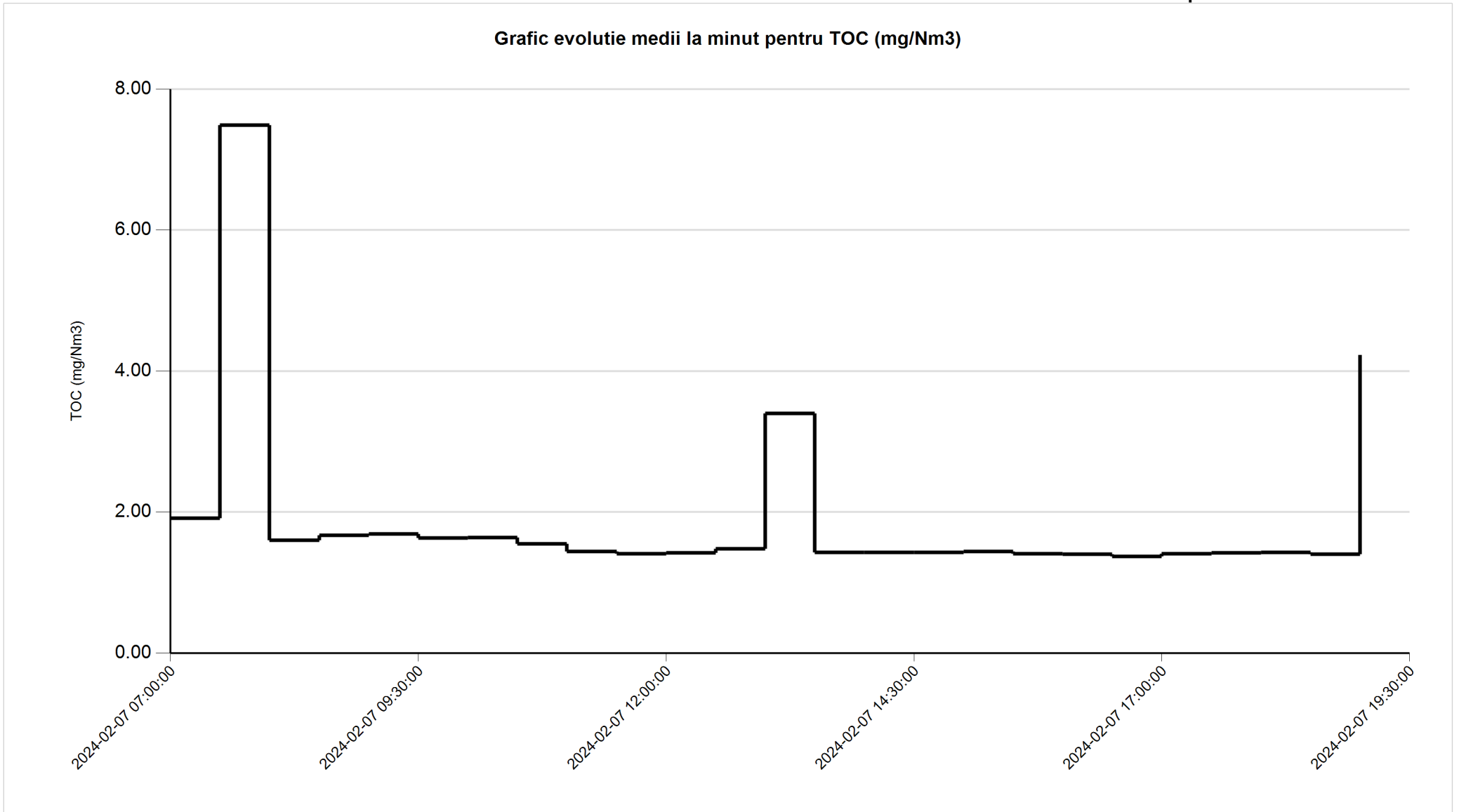
Grafic evolutie medii la minut pentru HCl (mg/Nm3)



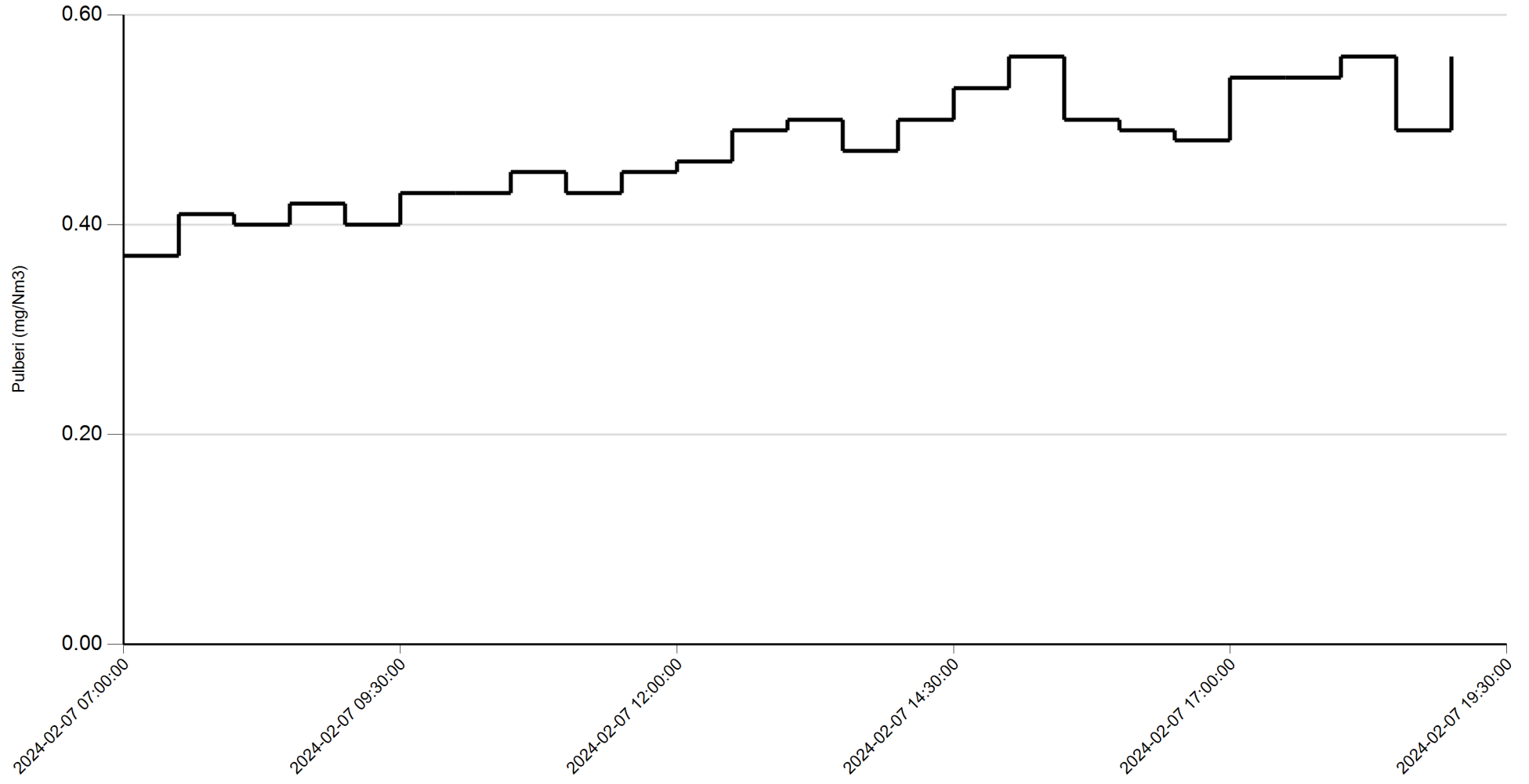
Grafic evolutie medii la minut pentru HF (mg/Nm3)



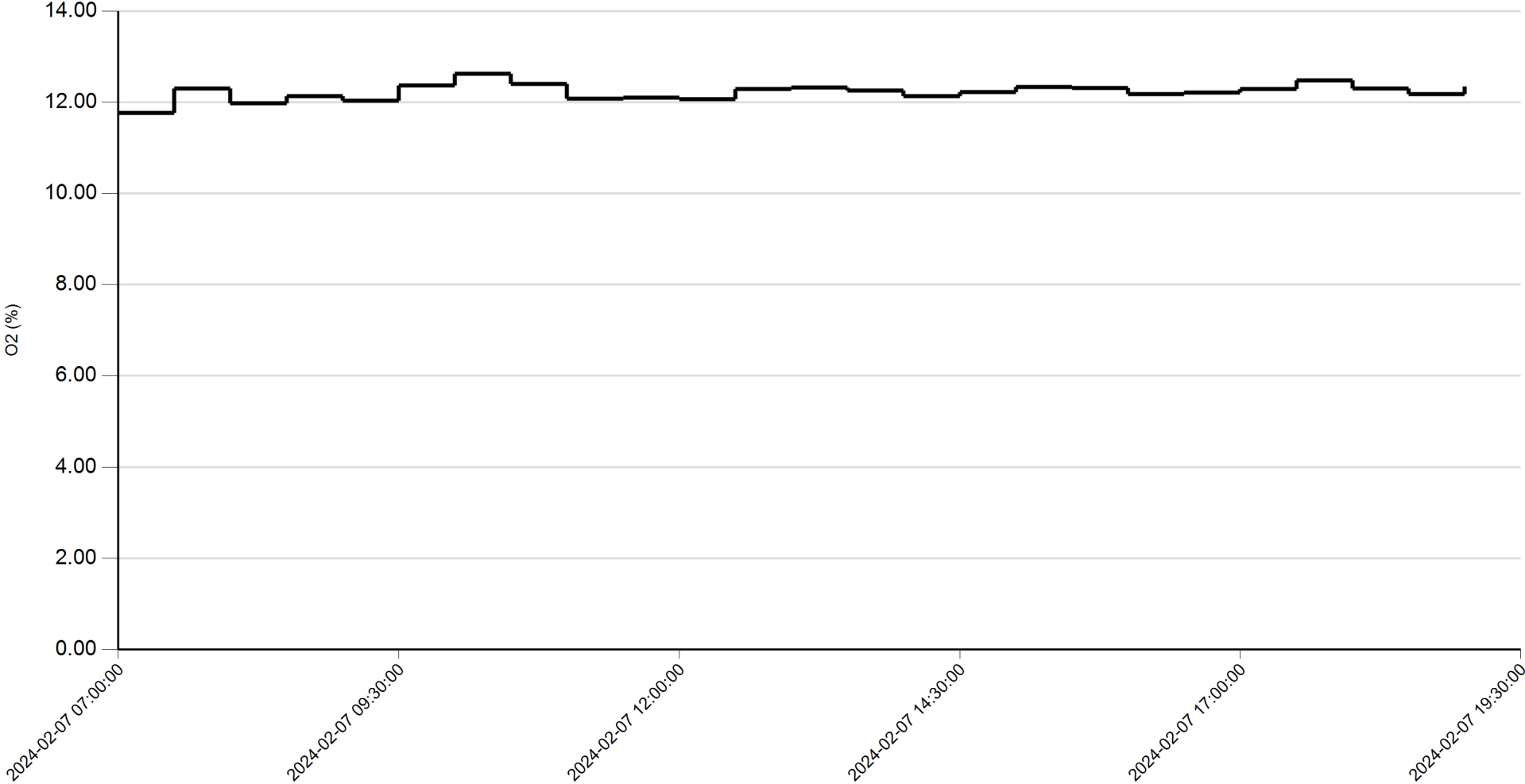
Grafic evolutie medii la minut pentru TOC (mg/Nm3)



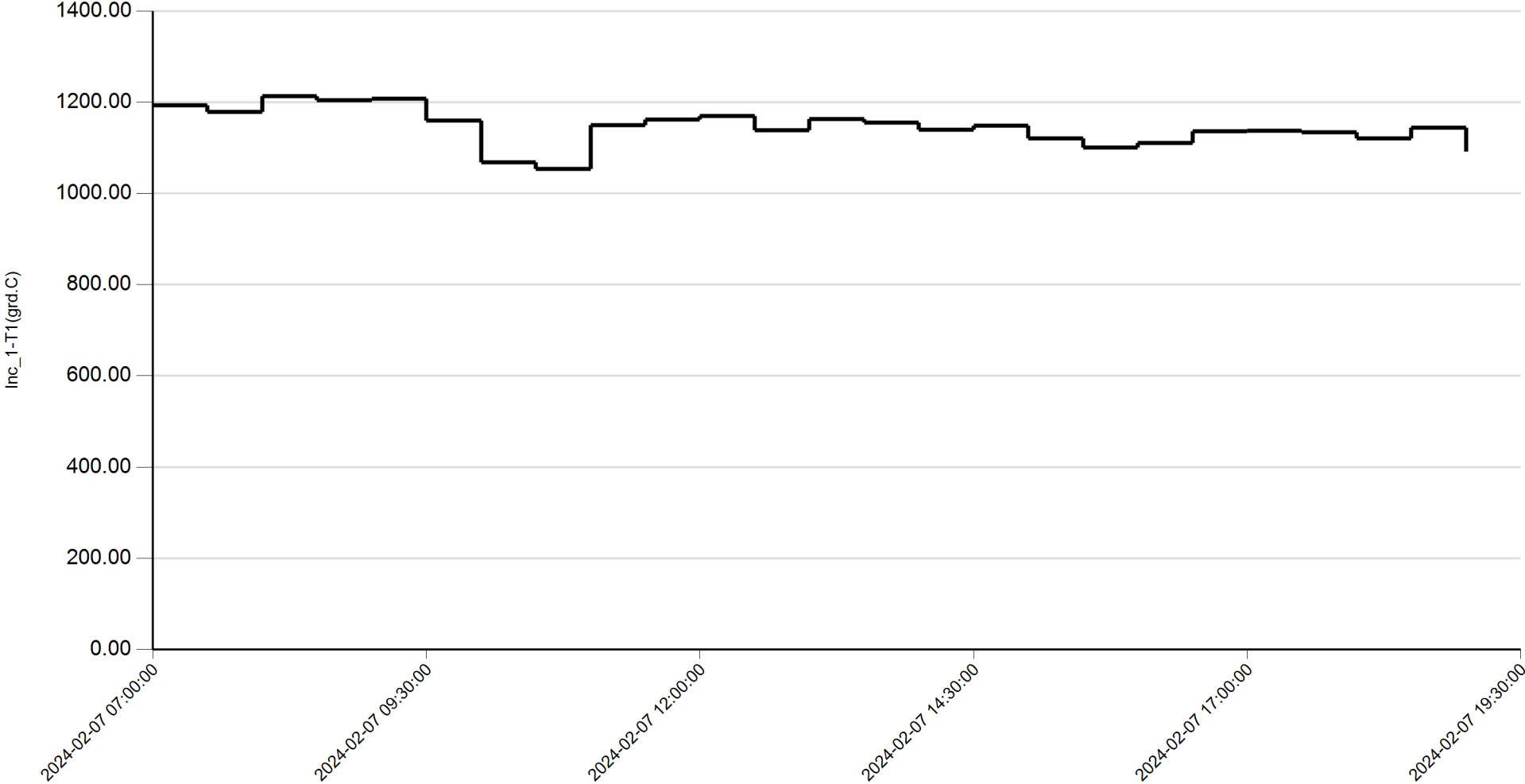
Grafic evolutie medii la minut pentru Pulberi (mg/Nm3)



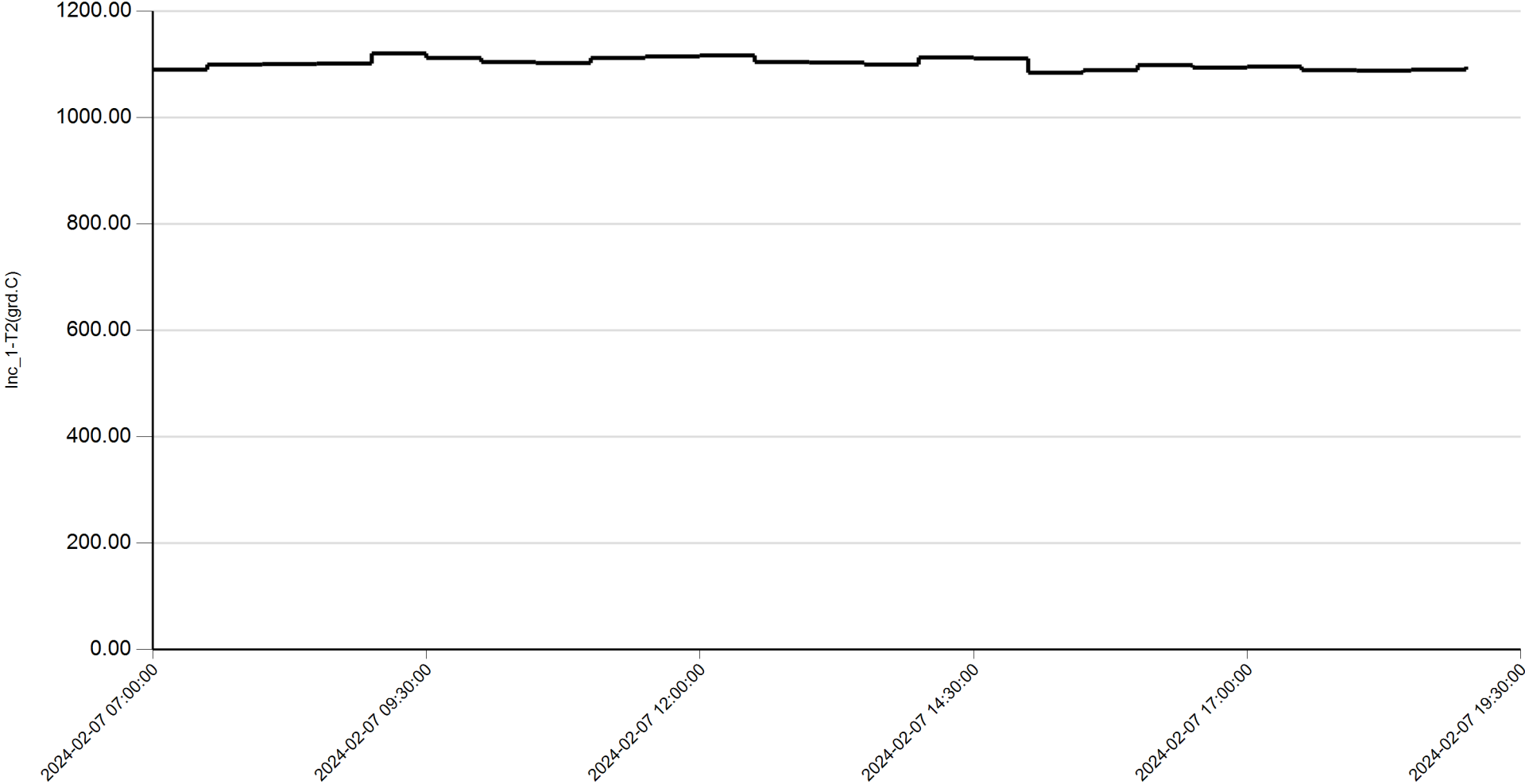
Grafic evolutie medii la minut pentru O2 (%)



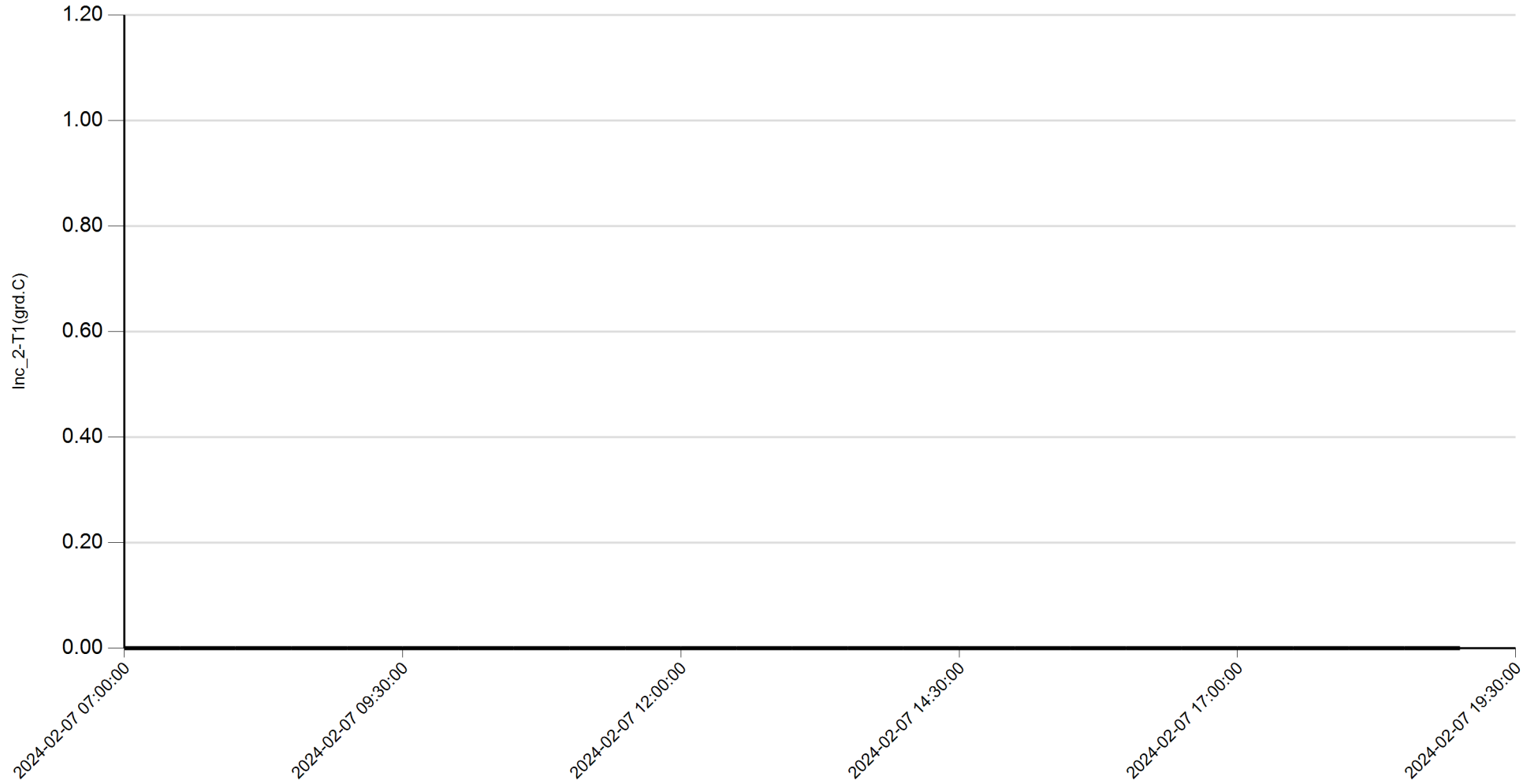
Grafic evolutie medii la minut pentru Inc_1-T1(grd.C)



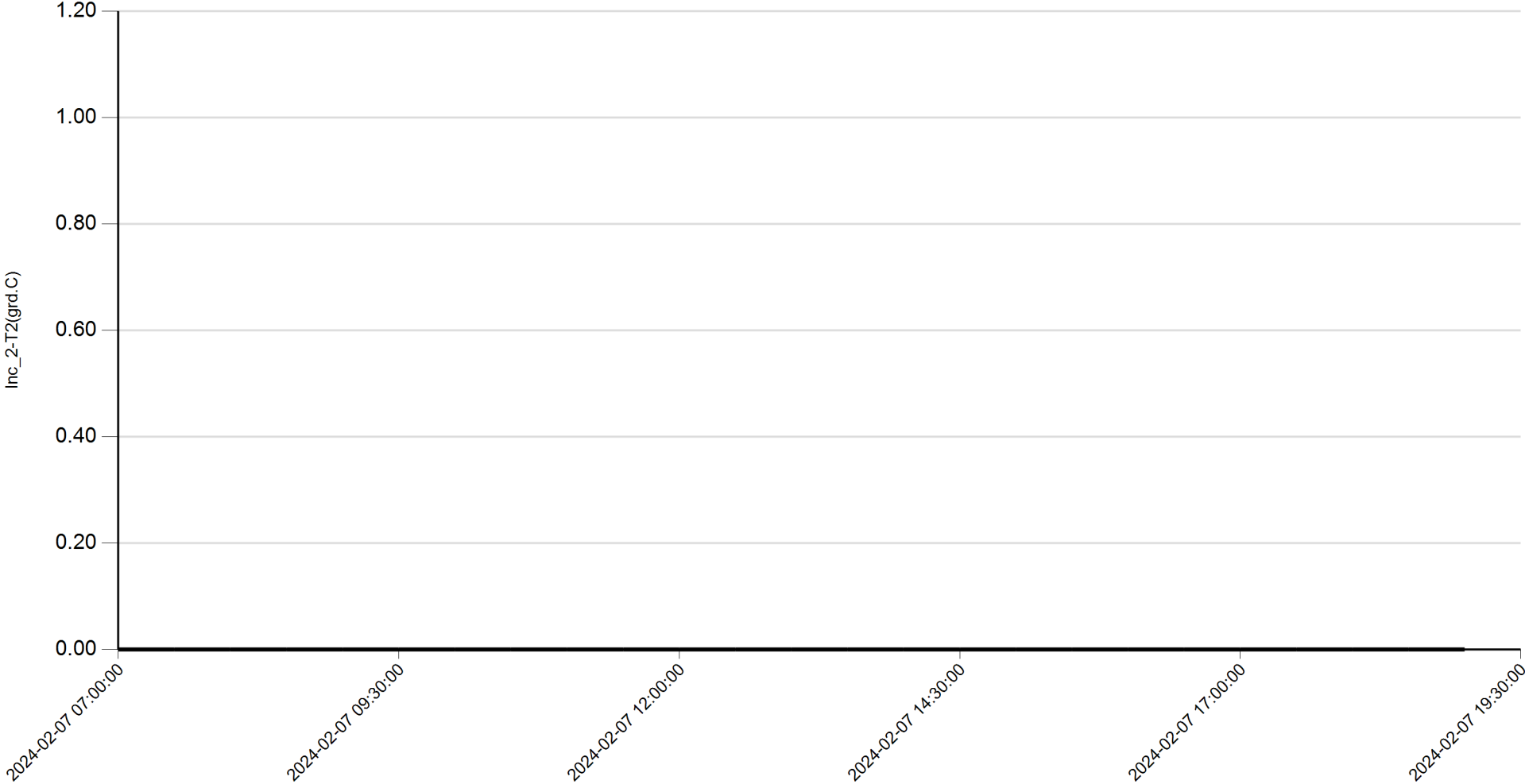
Grafic evolutie medii la minut pentru Inc_1-T2(grd.C)



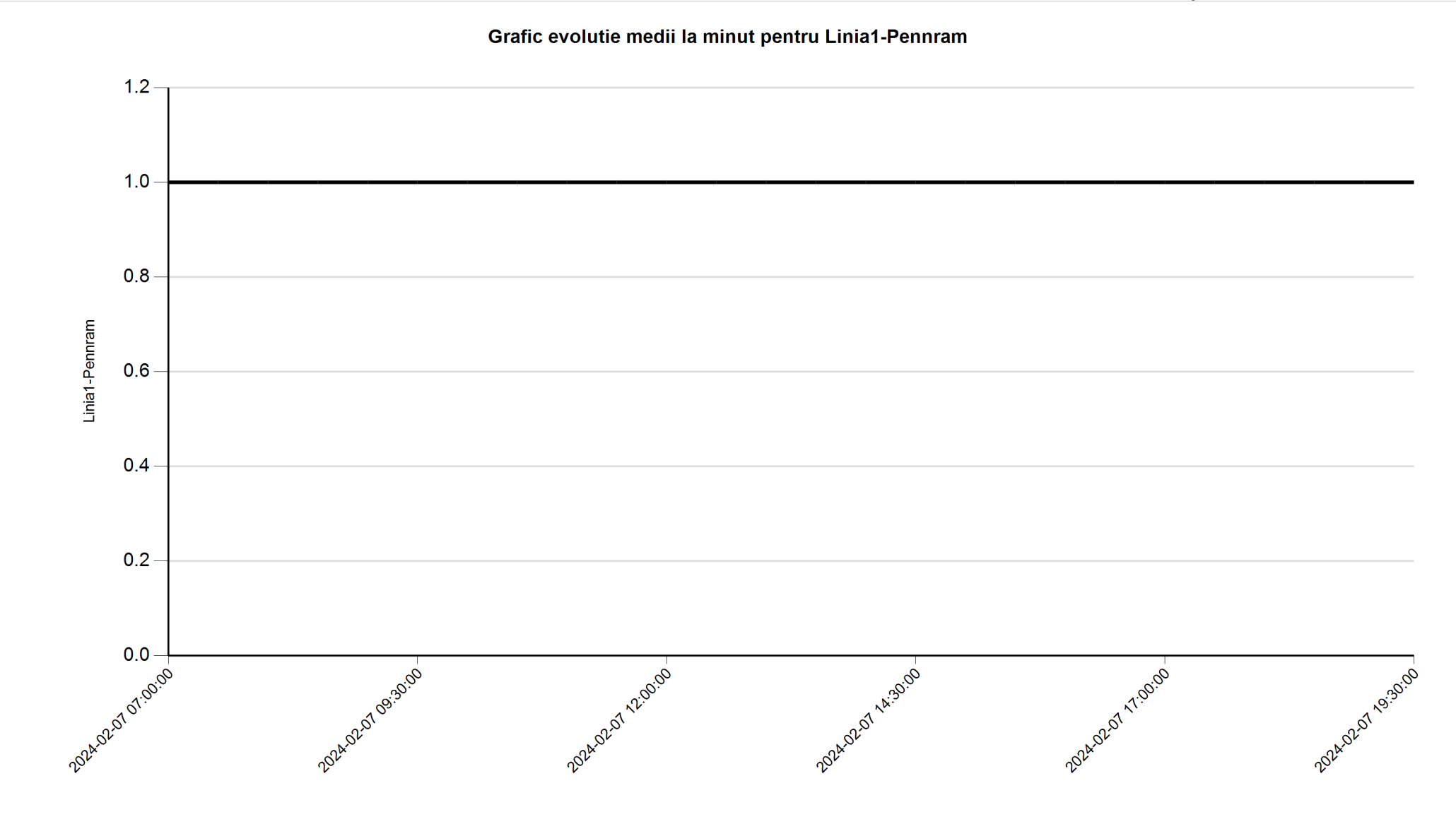
Grafic evolutie medii la minut pentru Inc_2-T1(grd.C)



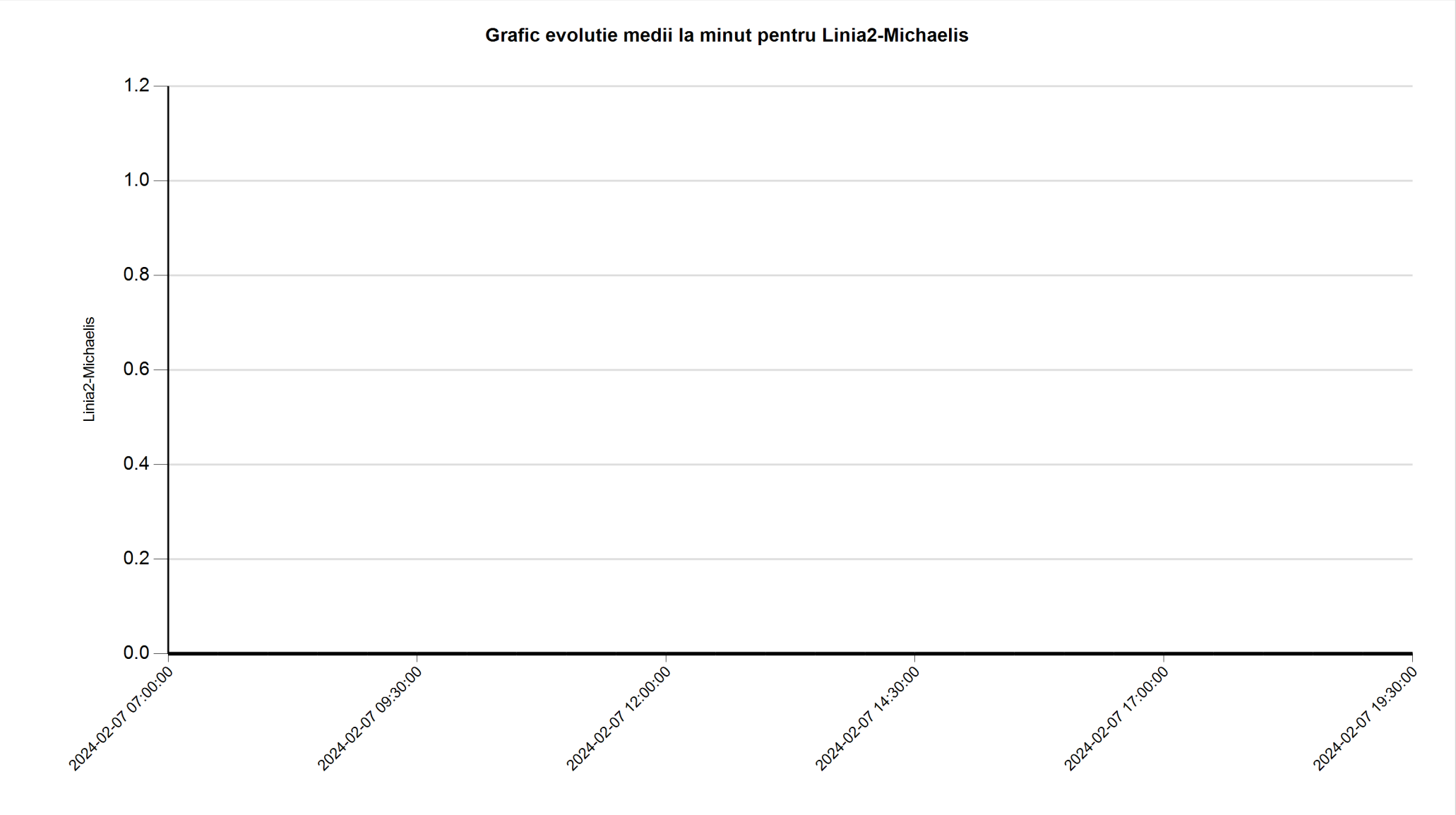
Grafic evolutie medii la minut pentru Inc_2-T2(grd.C)



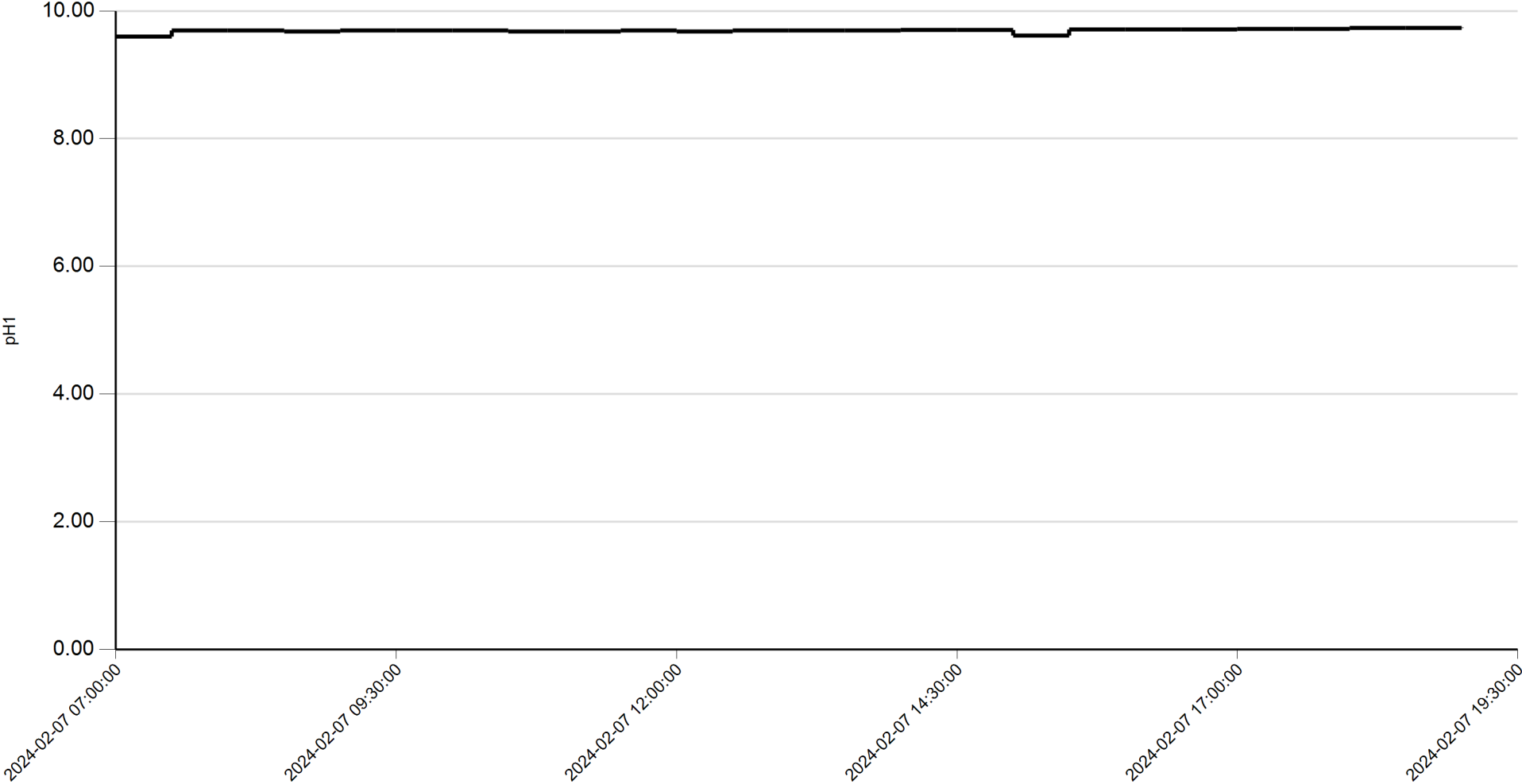
Grafic evolutie medii la minut pentru Linia1-Pennram



Grafic evolutie medii la minut pentru Linia2-Michaelis



Grafic evolutie medii la minut pentru pH1



Grafic evolutie medii la minut pentru pH2

